

Annual Report 2022





Contents

4

Our Mission, Vision and Board Members

5

Principal's report

6

Statement of commitment to child safety

7

Value added

8

Our staff

9

Our students

10

NAPLAN analysis statement

12-14

Satisfaction surveys

15

Financial activities

Our Vision

For Christ to rule in the hearts and minds of our students so they are able to contribute as citizens to a peaceful and just society through a biblical understanding of family, community and human endeavour.

Our Mission

To realise our Vision, Grace Christian College, in cooperation with parents, staff and students will:

- › Provide a Christ honouring learning environment
- › Develop each student's potential
- › Encourage a lifelong commitment to be enquiring seekers of knowledge and understanding
- › Inspire students to have compassion for the world as demonstrated by Jesus Christ

Our Board

Chairman

- › Matthew Hood

Directors

- › Matthew Hood
- › Heather Hogan
- › Nathan McIntosh
- › Stephen McIntosh
- › Kendal Seaton (Secretary)





Principal's report

2022 was a year that allowed the school to begin a return to pre-COVID normality. There were no lockdowns, and COVID restrictions were reduced over the year. However, it was just the beginning of a return to normality.

Although in many ways, the last few years have been difficult, the school has continued to grow and expand. The school's financial position has become more secure allowing the school to begin investing in infrastructure projects such as the Junior Primary outdoor area. It has, however, been difficult to get work done in the post COVID economy and rising prices proved a challenge.

Grace Christian College remains a small school committed to providing a Gospel centred education program. The ongoing development of the school's philosophy document and policies is an essential commitment that the school must make to ensure the school's ethos and core beliefs are protected and able to be lived out in the school community.

“ Grace Christian College remains a small school committed to providing a Gospel centred education program. ”

There have been various arguments and contests take place at the political and cultural levels of Australian society which in turn require a response from the school to protect the very heart of the school – Jesus Christ and His teachings as found in the New Testament.

I thank all those who have contributed to the school year for their faithfulness in the Christian Education mission, whether it be the Co-operative members who hold ownership of the school, the Directors who govern the school, the staff who teach and care for the students, the parents who give their children to the school daily to be educated or the students who study and play together. I thank you all for another year assisting in making Grace Christian College Wodonga the unique and special place that it is.

Larry Gunn

Principal Grace Christian College

A handwritten signature in black ink that reads "L Gunn". The signature is written in a cursive, flowing style.



Statement of commitment to child safety

Grace Christian College acknowledges that 'God has made from one man every nation of mankind to live on all the face of the earth' and 'all are one in Christ Jesus' and implements its safety programs on the basis of this commonality. Therefore, Grace Christian College is committed to the safety and best interest's of all its enrolled students. This commitment is grounded in the Biblical imperative to "care for one another."

The College recognises the value of family for the health, welfare, safety, development, learning and well-being of all students regardless of race, biological sex, language or ability. The College is committed to assisting and supporting all families and all students in this endeavour. The family is seen as the key stakeholder and contributor to the education and well-being of all students.

In support of its commitment to Child Safety, the College, within the context of the College's Christian culture and the parent's determination that College and family culture are complementary:

- › Is established to provide cultural safety for children of Christian families and all other commitments for child safety are made within that context
 - › Will ensure that parents are informed of the College's Christian culture prior to enrolment so that they can make the best decision regarding the compatibility of College and family culture and whether their child will benefit from enrolment in the College
 - › Has zero tolerance for child abuse
- › Actively works to listen to and empower children without undermining the primacy of family as key to their health, welfare, safety, development, learning and well-being
 - › Has systems to protect children from abuse, and will take all allegations and concerns very seriously and responds to them consistently in line with the organisation's policies and procedures
 - › Is committed to providing cultural safety for children from culturally and/or linguistically diverse backgrounds including Aboriginal and Torres Strait Islander children.
 - › Will aim to meet the expectations of families with enrolled students that the College will:
 - Provide a high quality and culturally sensitive level of education
 - Be a community that maintains a culturally safe environment for all students
 - Provide a safe space where personal challenges are met and explored with respect
 - Act with justice and equity in all circumstances to all students
 - Be a community that seeks to be safe and free from violence, racism and discrimination
 - Provide the opportunity for all children to achieve their full potential in life
 - Has a Child Safe policy that demonstrate the College's commitment to safety and diversity.



Value added

Government Accountability

The VRQA Audit was successfully completed in the middle of the year.

Equipment Improvements

The school purchases numerous items of new equipment and resources each year. The school invested \$31,043 in iPads and laptops for student and staff use. \$8751 of woodwork equipment and \$6090 of music equipment was purchased along with many smaller items.

Junior Primary Outdoor area

An outdoor learning area was created next to the Junior/Middle Primary classrooms. This area consists of concreted patio area with retaining walls and landscaping. A door was cut into the wall allowing direct access from the building. A verandah to cover the area is planned for installation in 2023.

Shade Sail

The school successfully applied for a grant of \$25,000 to install a shade sail to create an outdoor area in front of the school Hall. It is planned that the further development of this area will be completed in 2023.

Security

The school installed a CCTV system during 2022 with five cameras installed. The system was installed to provide security for the school site and to discourage vandalism. It is planned to expand this system in 2023.

Solar Power

A 30 KW solar power system was installed on the Gymnasium roof. The system has a 30 KW inverter and 106 solar panels. The system is approved to export 30 KW back into the power grid. As the system was installed late in 2022 the installation cost will be included in the 2023 budget.

Our staff

Teacher and staff professional development

The total expenditure for staff development and professional learning in 2022 was \$10,439. Staff attended training in first aid, CPR, youth mental first aid, anaphylaxis, child safe standards, test n tag, sports, IB music, and other conferences. Some PD was conducted by zoom and webinars which continue to provide cost effective training.

Staff numbers and attendance

The staff completed the year 2022 with an attendance rate of 94.61% . Staff absences increased in 2022 due to covid -19. The high level of commitment was reflected by staff throughout the pandemic. The College currently does not employ any indigenous staff.

Staff numbers 2022



Staff gender distribution by FTE 2022



Total Staff **35** / Movement **0**

Teacher qualifications

The staff of Grace Christian College hold the following qualifications:

Bachelor of Art [B.A.]	Graduate Diploma of Child and Adolescent Welfare [Grad.Dip Welfare]
Bachelor of Business [Human Resource] Development, B.Bus [HRD]	Graduate Diploma in Technology Education [Grad.Dip.Tech.Ed]
Bachelor of Education [B.Ed]	Advanced Diploma inTheology [Adv. Dip. Theology]
Bachelor of Ministry, Honours [B.Min Hon]	Bachelor of Health Science [B.HSc.Nut. & Diet]
Bachelor of Ministry [B.Min]	Master of Teaching [P-12]
Bachelor of Science [B.Sc]	Bachelor of Science [B.Sci.Nutrition & Diet]
Bachelor of Theology [B.Theology]	Diploma of Teaching [Dip.T]
Graduate Diploma of Education [Sec] [Grad.Dip.Ed]	

Our students

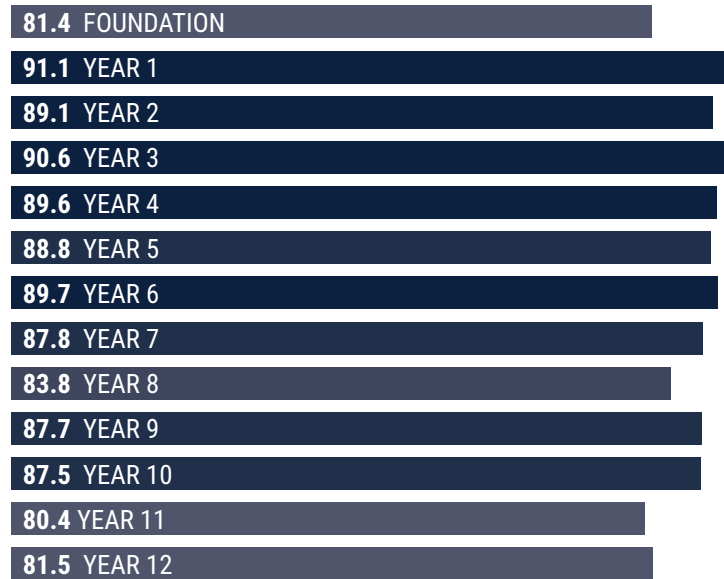
Management of student attendance

The College has a Student Attendance Policy which clearly states that students are expected to maintain a satisfactory commitment to full attendance and punctuality for all timetabled classes, assemblies, camps and excursions and any other compulsory activity.

The procedures that proceed from this policy include:

- › Attendance recording twice daily
- › Monitoring of daily attendance and the identification of absences from class or the College
- › The follow up of unexplained absences using an Absence Follow Up Note
- › The notification of parents of unsatisfactory student attendance via Absentee Notices, 1 and 2,
- › Compulsory College attendance reminders to parents via Newsletter, etc
- › The recording of unsatisfactory attendance on student files.
- › Referral of all unresolved absences to the Principal.

2022 student attendance by percent (%)



Student attendance comparison by percent (%)



NAPLAN analysis statement

For many years, the school has refrained from including NAPLAN data in the Annual Report as the school had low cohort sizes and this may have allowed individual students to be identified. With increased enrolments the school has begun to include data on minimum standard achievement. More comprehensive data is available on the My School website developed by the Australian Curriculum, Assessment and Reporting Authority (ACARA). Grace Christian College uses NAPLAN data to inform the teaching and learning program, to improve our curriculum provision and to develop targeted support for students.

In 2020, NAPLAN testing did not proceed due to the COVID-19 pandemic so no comparison to the previous year is included.

Level	READING			WRITING			SPELLING			GRAMMAR & PUNCTUATION			NUMERACY			Year
	↑	-	↓	↑	-	↓	↑	-	↓	↑	-	↓	↑	-	↓	
Lv 3	91	9	0	91	9	0	91	9	0	91	9	0	91	9	0	2021
	90	10	0	100	0	0	80	20	0	90	10	0	80	10	10	2022
Lv 5	100	0	0	88	0	13	63	25	13	88	13	0	75	25	0	2021
	100	0	0	100	0	0	100	0	0	100	0	0	100	0	0	2022
Lv 7	94	6	0	75	25	0	81	19	0	81	13	0	75	25	0	2021
	71	29	0	63	25	13	75	19	6	56	38	6	63	31	6	2022
Lv 9	78	11	11	78	22	0	72	22	6	89	11	0	94	6	0	2021
	72	28	0	78	11	11	78	17	6	78	17	6	89	11	0	2022

Data indicates percentage of students at (-), above (↑), or below (↓) the national minimum standard.

Senior Secondary Outcomes

The 2022 cohort of IBDP students sitting exams achieved good outcomes with all students receiving university offers in fields related to health and medicine. All students completing the Victorian Certificate of Applied Learning were awarded certificates.

The College keeps records of student post-secondary destinations but refrains from publishing this data in the Annual Report to protect the privacy of individual students who could be identified in data representing a cohort of less than 10 students.



GRACE
Christian College

Handwritten numbers on a yellow worksheet:

1	2	3	4	5	6	7	8	9	10
11	12	13	14	15	16	17	18	19	20
21	22	23	24	25	26	27	28	29	30
31	32	33	34	35	36	37	38	39	40
41	42	43	44	45	46	47	48	49	50

Handwritten numbers on a white worksheet:

1	2	3	4	5	6	7	8	9	10
11	12	13	14	15	16	17	18	19	20
21	22	23	24	25	26	27	28	29	30
31	32	33	34	35	36	37	38	39	40
41	42	43	44	45	46	47	48	49	50

Staff satisfaction survey

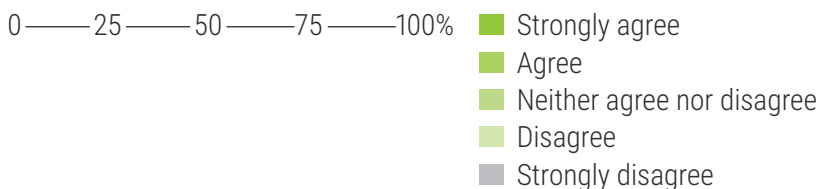
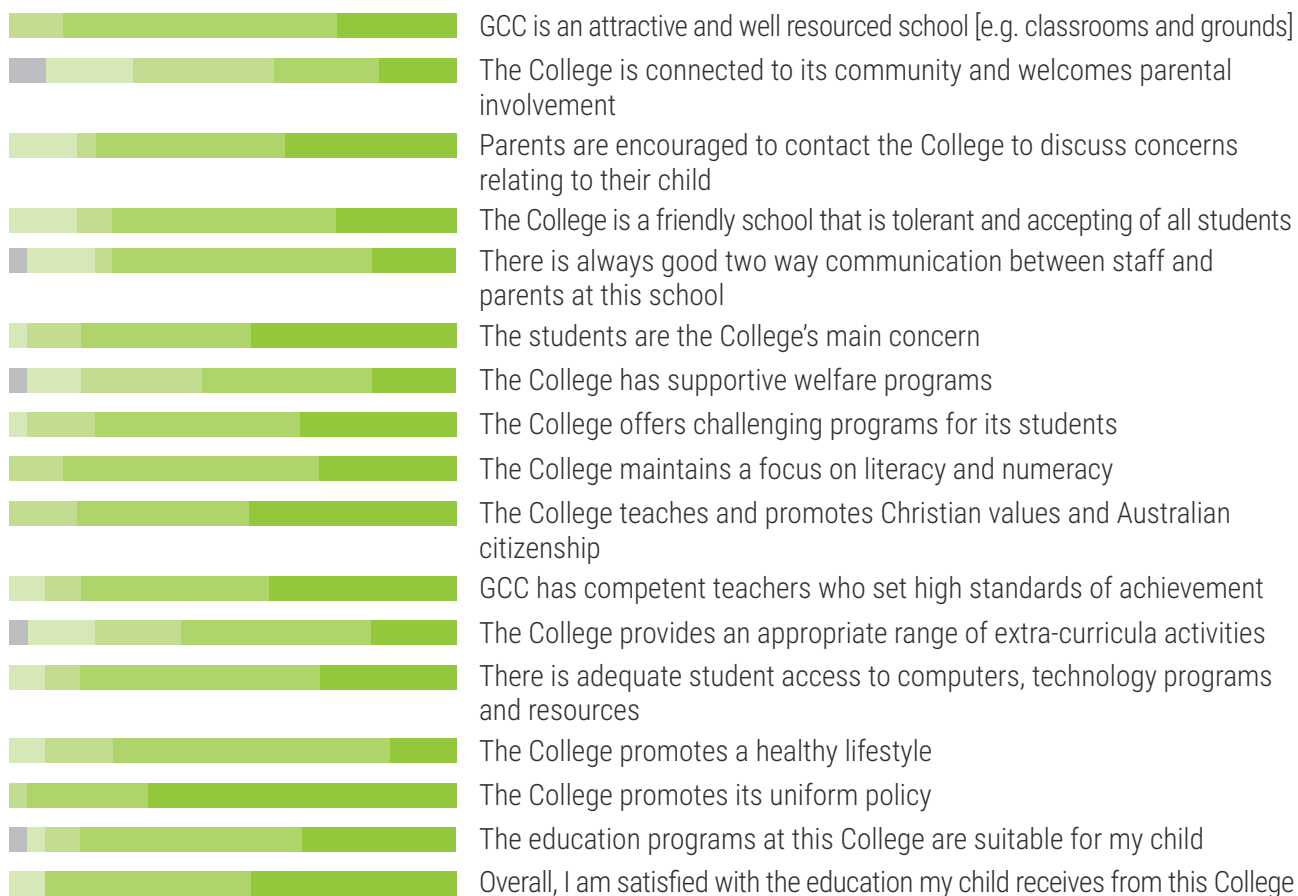


0 — 25 — 50 — 75 — 100%

- Strongly agree
- Agree
- Neither agree nor disagree
- Disagree
- Strongly disagree

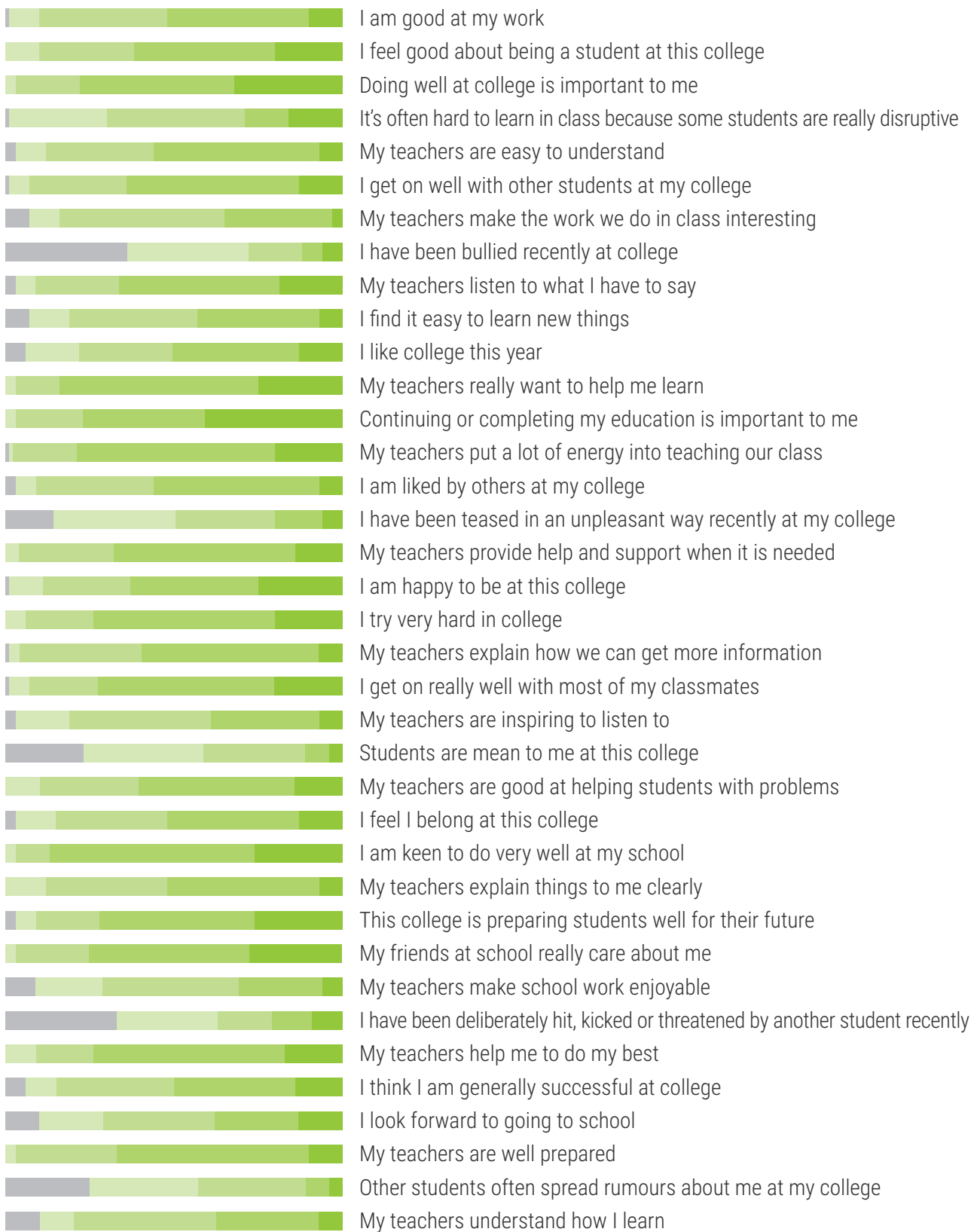
Response percentages may not add up to 100% due to rounding.

Parent satisfaction survey



Response percentages may not add up to 100% due to rounding.

Student satisfaction survey



0 — 25 — 50 — 75 — 100%

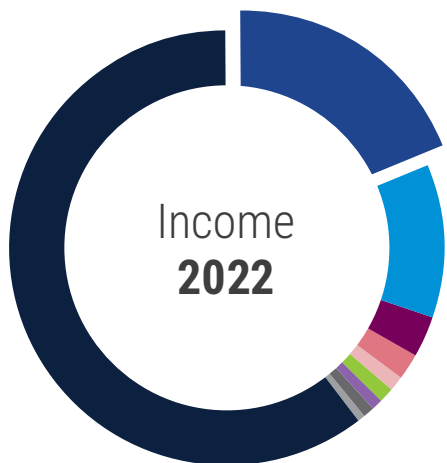
■ Strongly agree
■ Agree
■ Neither agree nor disagree
■ Disagree
■ Strongly disagree

Response percentages may not add up to 100% due to rounding.

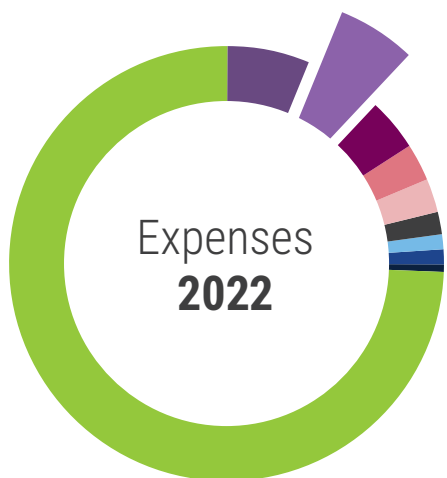
Financial activities

Capital Expenditure

A total of \$95,558 was allocated to the purchase of new equipment which included computers, ipads, audio visual equipment, an electronic drum kit, digital pianos, woodwork equipment, student lockers, office furniture, JP outdoor cubby, JP storage shed, hall backstage split system, and deposit for solar panels.



\$1,927,036	Commonwealth Recurrent Grants
\$603,916	State Recurrent Grants
\$366,874	Private Income
\$97,626	Capital Grants
\$63,183	Other Grants
\$37,453	Trading Accounts
\$32,622	Bus Income
\$30,087	Other Income
\$23,288	Camps & Excursions
\$13,770	Building Fund



\$2,116,639	Salaries & Related Expenses
\$175,786	Depreciation
\$163,333	Building & Ground Works
\$115,417	Teaching Resources
\$77,682	Administration Costs
\$72,786	Supplies & Services
\$48,047	Bus Expenses
\$31,066	Trading Accounts
\$28,131	Excursions, Camps & Conventions
\$12,170	Building Fund

Contact Us

20 Kinchington Rd, Leneva, VIC, 3691
p 02 6056 2288 **e** gcc@gcc.vic.edu.au

gcc.vic.edu.au